



Instruction to Install the Program for Online HSK Exam (Home Edition)

Please Note: This installation is for HSK 1-6 and HSKK Candidate. Please download it at least 2 days before the test.

1. Step 1: Please open the "Google Chrome" browser to open the following site to get access to download center

<https://test.chinesetest.cn:36165/client.html>

文件下载中心 (Download Center)

1. 考试客户端 (HSKClient)
HSKClient-Home20200608-HW.zip Date: 2020-06-08
注意: 下载完成后, 请以管理员身份运行 ExamClient.exe 即可, 如安装过程中出现异常, 请下载并安装依赖文件后再试。
Note: After downloading, unzip and run ExamClient.exe. If the ExamClient fails to open, please download and install the client dependency file, and try again.
2. 考试客户端运行依赖文件 (HSKClient running dependency file)
 - Microsoft .Net Framework v4.5.2
Line 1 (Download from Microsoft) Line 2
 - Microsoft Visual C++ 2015 Redistributable
Line 1 (Download from Microsoft) Line 2

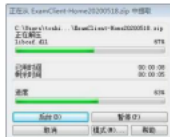
2. Step 2: Two kinds of download files will be open

1. 考试客户端 (HSKClient)
2. 考试客户端运行依赖文件 (HSKClient running dependency file)

3. Step 3: Click [HSKClient-Home20200608-HW.zip](#) Date: 2020-06-08

[1. 考试客户端 (HSKClient)] to download the ZIP File

4. Step 4: After downloading, unzip and run ExamClient.exe.



5. Step 5: Double Click [\[ExamClient.exe\]](#) to install the page.

atdcomptmr_A7.dll	2003/3/26 10:47	应用程序扩展	5.573 KB
debug	2020/3/18 13:12	文本文件	4 KB
devtools_resources.pak	2020/3/8 3:47	PAK 文件	1,691 KB
ExamClient	2020/3/18 13:07	应用程序	23 KB
ExamClient.exe	2020/3/18 13:06	XML 配置文...	1 KB
ExamClient.vhost	2020/3/17 9:24	应用程序	23 KB
ExamClient.vhost.exe	2020/3/15 17:46	XML 配置文...	1 KB
ExamClient.vhost.exe.manifest	2013/6/18 18:13	MANIFEST 文...	1 KB
HSK题库网络考试说明	2020/3/11 16:46	PDF 文件	240 KB
lsusb.exe	2020/3/18 1:48	TXT 文件	10,760 KB

1.If the ExamClient fails to open, please download and install the client dependency file, and try again.

2.Then just click[ExamClient]

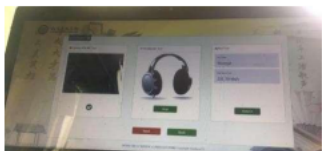
6. Step 6: The Confucius webpage automatically open after the successful installation of

[ExamClient.exe]



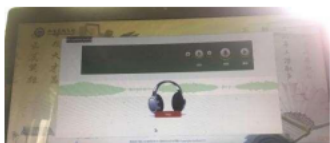
1. Click the language you prefer_ **[English]**

2. Automatically check the condition of the Camera; earphone(headphone) and the speed.



3. You can proceed further only after the indication of **[NORMAL]**.

4. If any of them does not function well, the system will indicate **[Abnormal]**, you won't be able to proceed further. That means you won't find the **[NEXT]** button. So make sure that Camera and earphone are in good order and internet connection is well. (above 150kbps)



7. Step 7: Click **[NEXT]** lead to the Check Audio clarity. YOU are allowed to speak and listen to the clarity of the audio.

8. Step 8: After all accepted, you will be lead to the system login page. Please read the Notice at the left screen and the Test regulations.



9. Step 9: Please login by entering Name, Email, Gender, Nationality and Test level. the information used must be identical to that of online HSK registration.

....

10. When you finish the online test, you can click the bottom on right side to quit, or ALT+F4 then input password "quit" to quit.